


SAFETYLINK

FASTFIT

Modular Walkways

A permanent system that provides a safe walking platform.

FastFit Modular Walkway Systems can provide a level walking platform for roof pitches up to 25 degrees.



HOW IT IS USED

Mounted to the roof, the FastFit Walkways can provide a safe path to plant to equipment on a roof.

HOW IT WORKS

FastFit Walkways can be mounted on any roof surface up to 25 degrees. Handrails can be added to one or both sides depending on the requirements.





PERFORMANCE

Safetylink FastFit Modular Walkways conform to AS 1657:2016.

INSTALLATION

Installation should be carried out by Manufacturer trained installers who have completed the required training modules and hold the relevant training certificates.

MAINTENANCE

Visual inspection for any damage or loose fixings must be done periodically and prior to installation. No certified maintenance required. Basic wear and tear preventative maintenance is recommended as per manufacturer's specifications and recommendations.

WARRANTY

Warranty for 10 years and 2 years installation.



ENVIRONMENTAL

PBI Height Safety is committed to reducing its impact on the environment.

We will strive to improve our environmental performance over time and to initiate additional projects and activities that will further reduce our impacts on the environment.


Our commitment to the environment extends to our customers, our staff, and the community in which we operate. We are committed to supplying products with primary components made of recyclable material and is supplied with minimum packaging to retain its structure and integrity during transit.

We will continually measure our environmental impacts and aim to reduce these impacts.





FastFit Levelled Walkway - for pitches 7-25 degrees



© Copyright PBI Height Safety Limited
 Under Copyright© law, no part of this document
 may be reproduced in any form, without prior
 written permission of PBI.

Rev	Description	By	Date



PBI Height Safety Limited
 10 Holt Place, PO Box 39048,
 Harewood, Harewood,
 Christchurch 8053, Christchurch 8454,
 New Zealand New Zealand
 Free Phone: 0800 357 003
 P: 0800 357 0093
 pbiheightsafety.com

Client: _____

Project Number: _____

Project: _____

Drawing Number: _____ Revision: **A**


Drawn: _____

Checked: _____

Date: _____ Scale: _____



FastFit Flat Walkway - for pitches 0-7 degrees



© Copyright PBI Height Safety Limited
 Under Copyright© law, no part of this document
 may be reproduced in any form, without prior
 written permission of PBI.

Rev	Description	By	Date



PBI Height Safety Limited

10 Holt Place, PO Box 39048,
 Harewood, Harewood,
 Christchurch 8053, Christchurch 8454,
 New Zealand New Zealand

Free Phone: 0800 357 003
 P: 0800 357 0093

pbiheightsafety.com

Client: _____

Project Number: _____

Project: _____

Drawing Number: _____ Revision: _____

A

Drawn: _____

Checked: _____

Date: _____ Scale: _____



FastFit Walkway with Single Side Guardrail Levelled



© Copyright PBI Height Safety Limited
 Under Copyright© law, no part of this document
 may be reproduced in any form, without prior
 written permission of PBI.

Rev	Description	By	Date



PBI Height Safety Limited

10 Holt Place, PO Box 39048,
 Harewood, Harewood,
 Christchurch 8053, Christchurch 8454,
 New Zealand New Zealand
 Free Phone: 0800 357 003
 P: 0800 357 0093
 pbiheightsafety.com

Client: _____

Project Number: _____

Project: _____

Drawing Number: _____ Revision: **A**

Drawn: _____

Checked: _____

Date: _____ Scale: _____



FastFit Walkway with Single Side Guardrail Flat



© Copyright PBI Height Safety Limited
 Under Copyright© law, no part of this document
 may be reproduced in any form, without prior
 written permission of PBI.

Rev	Description	By	Date



PBI Height Safety Limited

10 Holt Place, PO Box 39048,
 Harewood, Harewood,
 Christchurch 8053, Christchurch 8454,
 New Zealand New Zealand
 Free Phone: 0800 357 003
 P: 0800 357 0093
 pbiheightsafety.com

Client: _____

Project Number: _____

Project: _____

Drawing Number: _____ Revision: **A**

Drawn: _____

Checked: _____

Date: _____	Scale: _____
-------------	--------------



FastFit Walkway Double Guardrail Levelled



© Copyright PBI Height Safety Limited
 Under Copyright© law, no part of this document
 may be reproduced in any form, without prior
 written permission of PBI.

Rev	Description	By	Date



PBI Height Safety Limited
 10 Holt Place, Harewood, Christchurch 8053, New Zealand
 PO Box 39048, Harewood, Christchurch 8454, New Zealand
 Free Phone: 0800 357 003
 P: 0800 357 0093
 pbiheightsafety.com

Client: _____

Project Number: _____

Project: _____

Drawing Number: _____ Revision: **A**

Drawn: _____

Checked: _____

Date: _____ Scale: _____



FastFit Walkway Double Guardrail Flat



© Copyright PBI Height Safety Limited
 Under Copyright© law, no part of this document
 may be reproduced in any form, without prior
 written permission of PBI.

Rev	Description	By	Date



PBI Height Safety Limited
 10 Holt Place, Harewood, Christchurch 8053, New Zealand
 PO Box 39048, Harewood, Christchurch 8454, New Zealand
 Free Phone: 0800 357 003
 P: 0800 357 0093
 pbiheightsafety.com

Client: _____

Project Number: _____

Project: _____

Drawing Number: _____ Revision: **A**

Drawn: _____

Checked: _____

Date: _____ Scale: _____

PBI HEIGHT SAFETY

NEW ZEALAND OFFICES



CHRISTCHURCH

10 Holt Place
Harewood
Christchurch 8053

AUCKLAND

D23 / 930 Great South Road
Penrose
Auckland 1061

info@pbiheightsafety.com



TECHNICAL DRAWINGS KEY



Rate to
15kN



Person
Capacity



Abseil



Fall Arrest



Restraint
Technique